


ABCD: WHO WE SERVED in FY2017

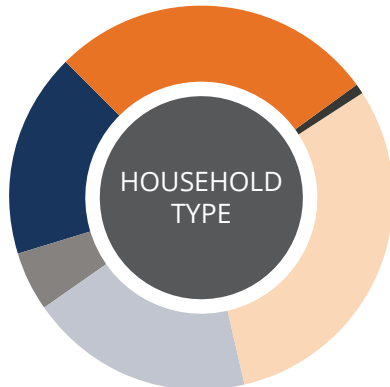
107,433 Customers Reached

FEDERAL POVERTY LEVEL:

66% of ABCD customers live at or below 125% of the Federal Poverty Level, which means a family of four lives on **\$30,750 or less**



- LESS THAN HIGH SCHOOL: 14.1%
- 9-12/NON-GRADUATE: 17.1%
- HIGH SCHOOL GRAD/GED: 34.8%
- 12+ SOME SECONDARY: 19%
- 2 OR 4 YEAR COLLEGE GRAD: 15.1%



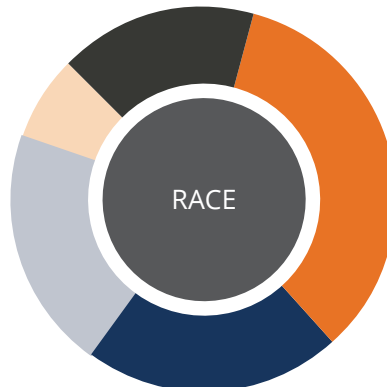
- SINGLE PARENT/FEMALE: 27%
- SINGLE PARENT/MALE: 0.8%
- TWO-PARENT HOUSEHOLD: 31.5%
- SINGLE PERSON: 18.9%
- TWO ADULTS/NO CHILDREN: 5.8%
- OTHER: 16%

HOUSING STATUS:

12.6% OWN
75.8% RENT
6.5% HOMELESS

ETHNICITY:

26.5% HISPANIC
73.5% NON-HISPANIC



- ASIAN: 17.2%
- BLACK/AFRICAN AMERICAN: 34.2%
- WHITE: 20.2%
- OTHER: 19.8%
- MULTI-RACE: 7.9%

This data pertains to ABCD customers served throughout Massachusetts in FY2017.